

# Dingli Vertical Lifts Product Manuals

 Electric



ZHEJIANG DINGLI MACHINERY CO., LTD.

Add: No. 1255 Baiyun South Road, Deqing, Zhejiang  
P.C: 313219  
Tel: +86-572-8681688  
Fax: +86-572-8681690  
E-Mail: export@cndingli.com

[Http://www.cndingli.com](http://www.cndingli.com)

As the technology is constantly updated, technical parameters are subject to change without notice. This manual is for reference only.  
The copyright is owned by Zhejiang Dingli. No content may be copied or plagiarize for any purpose without written permission.  
May 2021 edition



WeChat

**DINGLI**<sup>®</sup>  
*Exceed · New Height*



Facility Four



▲ Facility Three



▲ Facility One



▲ Facility Two

**Zhejiang Dingli Machinery Co., Ltd.** was founded in 2005, headquartered in Deqing, Zhejiang. It is dedicated to developing, manufacturing, selling and servicing various high end aerial working platforms. Dingli is known for its advanced technology, top grade equipped facilities and fast company growth. We are also one of the leading aerial working platform manufacturers in China and the A-share Listed Companies in Shanghai Stock Exchange (Stock code: 603338).The company covers an area of nearly 700 acres, with a building area of 350,000 square meters.

To develop enterprises, we must first rely on science and technology. Zhejiang Dingli has assembled a team of engineers and talented professionals, and co-founded a R&D center in Europe and a provincial level developmental institute. We acquired more than 240 patents over time, including more than 90 invention patents and more than 40 overseas patents 5 computer software copyright registration certificates, which is the national standard and industry standard setting unit.

Using its intelligent manufacturing equipments, we built more than 80 specifications of aerial working platforms. Our products are widely utilized in construction, commercial and industrial purposes. Our products have realized specialization, intelligentization, serialization and branding development. Our products are also certified by CE standards in Europe, ANSI standards in the U.S., AS/NZS1418 standards in Australia, CU-TR standards in Russia, KC standards in South Korea. Our products are exported to more than 80 countries and regions including the United States, Germany, Japan and other high-end markets.

Zhejiang Dingli actively practices green development and develops a zero-emission, noiseless and pollution-free pure electric boom lifts series. The quality guarantee period of boom series is increased to 2 years, and the quality guarantee period of AC drive scissor lifts is increased to 3 years. Through the establishment of remanufacturing factory, it advocates recycling energy saving and high efficient utilization.

"Dingli, based in China and embraces the world". Zhejiang Dingli was recognized as the National Key Supported High-Tech Enterprise, Patent Demonstration Enterprise and Standard Innovation Enterprise. It was received the international award for "IPAF-2018 Powered Access Pioneer ". Acquired World Top10 Access Equipment Manufacturer. The "Dingli" trademark has been awarded the title of "China Famous Brand". And Mr. Xu Shugen, president of the board, was recognized as one of the Top 100 Most Influential Individuals in National Engineer and Machinery Industry for many years.

Zhejiang Dingli established a domestically financed leasing pilot enterprise---Shanghai Dingce Leasing Co., Ltd., in Shanghai Free Trade Zone, and invested in Magni, a global leading enterprise for intelligent flexible arm fork loading, and American CMEC. Through overseas market layout and technology globalization, the company has effectively improved brand value and expanded sales channels.

Zhejiang Dingli is down-to-earth and charging forward, with the promotion of the national "the Belt and Road" measures, Zhejiang Dingli is relying on scientific and technological research and development, guaranteed by innovative products, and based on passionate services to continuously improve core competitiveness and achieve new leap-forward.



## Self-propelled Mast Lifts

### PARAMETER

Model	AMWP 11.5-8100
S.W.L	200kg
Max. Occupants	2
Max. Working Height	11.20m
Max. Platform Height	9.20m
Max. Horizontal Reach	3.00m
Up and Over Height	7.89m
Overall Length <b>A</b>	2.53m
Overall Width <b>B</b>	1.00m
Overall Height <b>C</b>	1.99m
Platform Size(Length/Width)	0.62m×0.87m
Ground Clearance(Stowed)	0.07m
Ground Clearance(Raised)	0.019m
Wheelbase <b>D</b>	1.22m
Turning Radius(Inside/Outside)	0.23/1.65m
Turret Rotation	345°
Jib Movement	+70°/-60°
Drive Motor	24V/1.5kW
Lifting Motor	24V/3kW
Travel Speed(Stowed)	4.5km/h
Travel Speed(Raised)	0.5km/h
Up/Down Speed	42/38sec
Battery	24V/240Ah
Integrated Charger	24V/30A
Gradeability	25%
Max. Working Slope	2.5°
Tyres	Φ381×127mm
Weight	2950kg


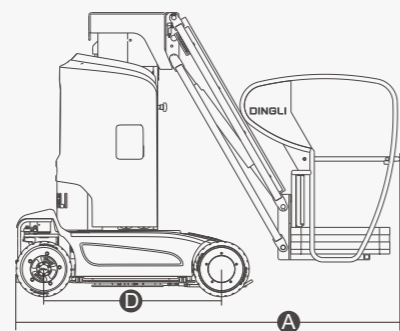
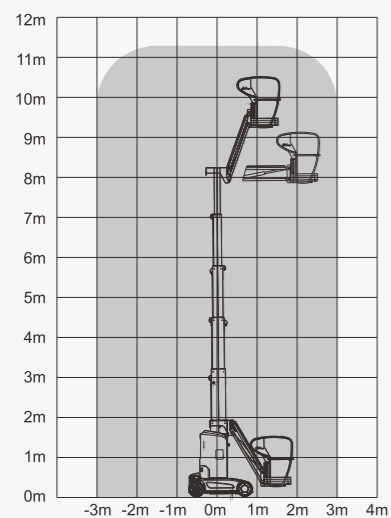
### Standard Equipment

Proportional Controls  
 Automatic Pothole Protection  
 Self-lock Gate On Platform  
 Drivable At Full Height  
 Charger Protection  
 Non Marking Tyre  
 2WD  
 Automatic Brake System  
 Emergency Lowering System  
 Flashing Beacon  
 Emergency Stop Button  
 Cylinder Holding Valve  
 Onboard Diagnostic System  
 Tilt Sensor With Alarm

345°Turret Rotation  
 All Motion Alarm  
 Horn  
 Hour Meter  
 Swing Out Components Cover

### Options

Overload Sensor With Alarm  
 Platform Work Lights  
 AC Power To Platform  
 Antiextrusion Device  
 Anticollision Device  
 External Guardrail System  
 Foot Switch

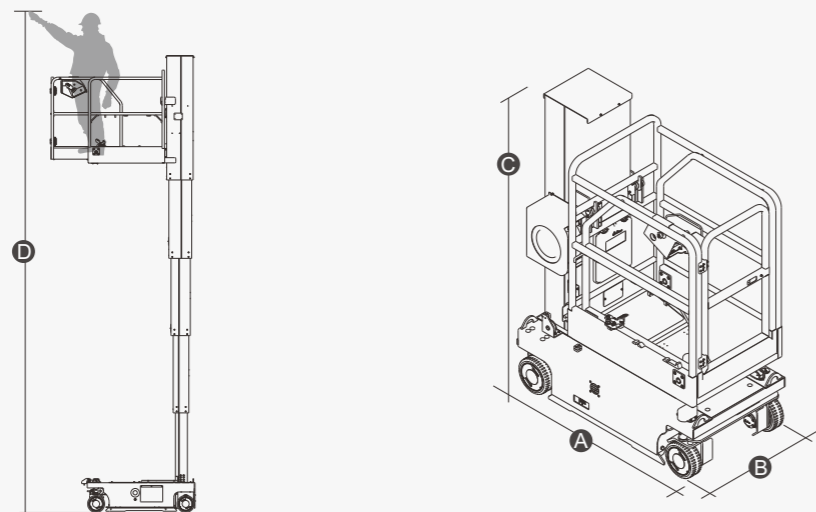




## Self-propelled Mast Lifts(Pure Electric)

### PARAMETER

Model	AMWP7-8100	AMWP7-8100L
S.W.L	230kg	200kg
S.W.L On Extension	113kg	113kg
Max.Occupants(Inside/Outside)	2/1	1
Max.Working Height <b>D</b>	6.7m	6.7m
Max.Platform Height	4.7m	4.7m
Overall Length <b>A</b>	1.45m	1.45m
Overall Width <b>B</b>	0.76m	0.76m
Overall Height <b>C</b>	1.99m	1.99m
Platform Size(Length/Width)	1×0.76m	1×0.76m
Platform Extension Size	0.5m	0.5m
Ground Clearance(Stowed)	0.06m	0.06m
Ground Clearance(Raised)	0.014m	0.014m
Wheelbase	1.21m	1.21m
Turning Radius(Inside/Outside)	0.6m/1.8m	0.6m/1.8m
Drive Motor	2×24V 0.68kW	2×24V 0.68kW
Lifting Motor	24V 2.2kw	24V 2.2kW
Travel Speed(Stowed)	3.6km/h	3.6km/h
Travel Speed(Raised)	0.5km/h	0.5km/h
Up/Down Speed	28s/28s	28s/28s
Battery	2×12V 115Ah	2×12V 115Ah
Integrated Charger	24V 15A	24V 15A
Gradeability	25%	25%
Maximum Working Slope	x-1.5° Y-3°	x-1.5° Y-3°
Tyres	Φ230×80mm	Φ230×80mm
Weight(CE/ANSI)	1350kg	990kg



#### Standard Equipment

- Proportional Controls
- Self-lock Gate On Platform
- Extended Platform
- Drivable At Full Height
- Non Marking Tyre
- 2WD
- Automatic Brake System
- Emergency Lowering System
- Emergency Stop Button
- Onboard Diagnostic System
- Tilt Sensor With Alarm

- All Motion Alarm
- Hour Meter
- Transport Tie Hole
- Charger Protection
- Flashing Beacon
- Automatic Pothole Protection

#### Options

- Overload Sensor With Alarm
- Ultrasonic anti-collision sensor
- Foot Switch
- AC Power To Platform





## Self-propelled Vertical Lifts

### PARAMETER

Model	AMWP8-1200	AMWP9.5-1200
S.W.L	159kg	136kg
Max. Occupants	1	1
Max. Working Height <b>A</b>	8.00m	9.50m
Max. Platform Height <b>B</b>	6.00m	7.50m
Overall Length <b>C</b>	1.39m	1.44m
Overall Width <b>D</b>	0.80m	0.80m
Overall Height <b>E</b>	1.99m	1.99m
Platform Size(Length <b>F</b> /Width <b>G</b> )	0.73m×0.75m	0.73m×0.75m
Platform Extension Size <b>H</b>	0.53m	0.53m
Ground Clearance(Stowed)	0.06m	0.06m
Ground Clearance(Raised)	0.019m	0.019m
Wheelbase	1.07m	1.12m
Turning Radius(Inside/Outside)	0/1.55m	0/1.60m
Drive Motor	2×24VDC/1kW	2×24VDC/1kW
Lifting Motor	24VDC/2kW	24VDC/2kW
Travel Speed(Stowed)	4km/h	4km/h
Travel Speed(Raised)	1.1km/h	1.1km/h
UP/Down Speed	23/25sec	29/32sec
Batteries	2×12V/115Ah	2×12V/115Ah
Integrated Charger	24V/15A	24V/15A
Gradeability	25%	25%
Max. Working Slope	X-1.5°/Y-3°	X-1.5°/Y-3°
Tyres	Φ323×100mm	Φ323×100mm
Weight	1285kg	1535kg

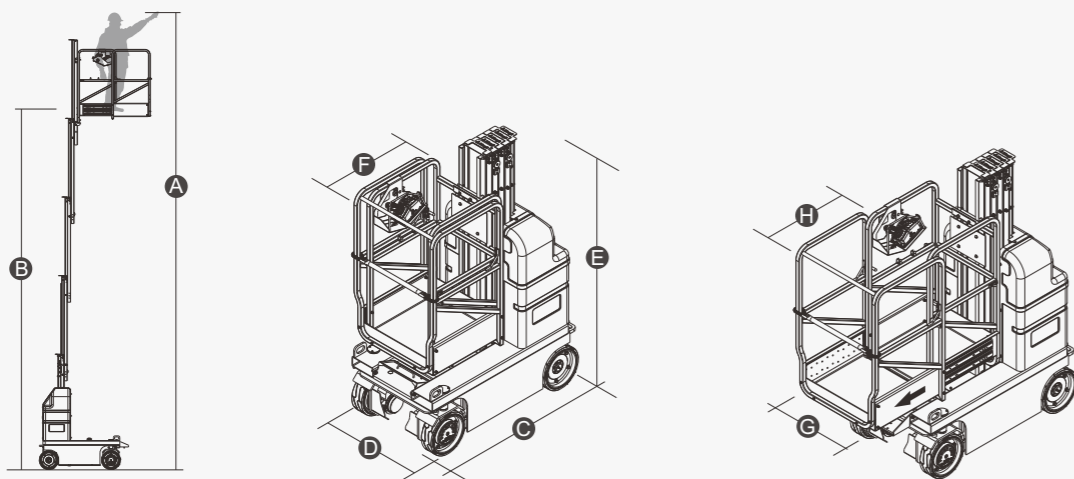


### Standard Equipment

- Cylinder Holding Valve
- Emergency Stop Button
- Two Controllers Operation
- Emergency Lowering System
- Leveling Sensor
- Forklift Pockets
- All Motion Alarm
- Transport Tie Hole
- Battery Charge Indicator
- Electric Limit Switch
- Automatic Pothole Protection
- Drivable At Full Height
- Overload Sensor With Alarm
- Onboard Diagnostic System
- Flashing Beacon

### Options

- AC Power to Platform





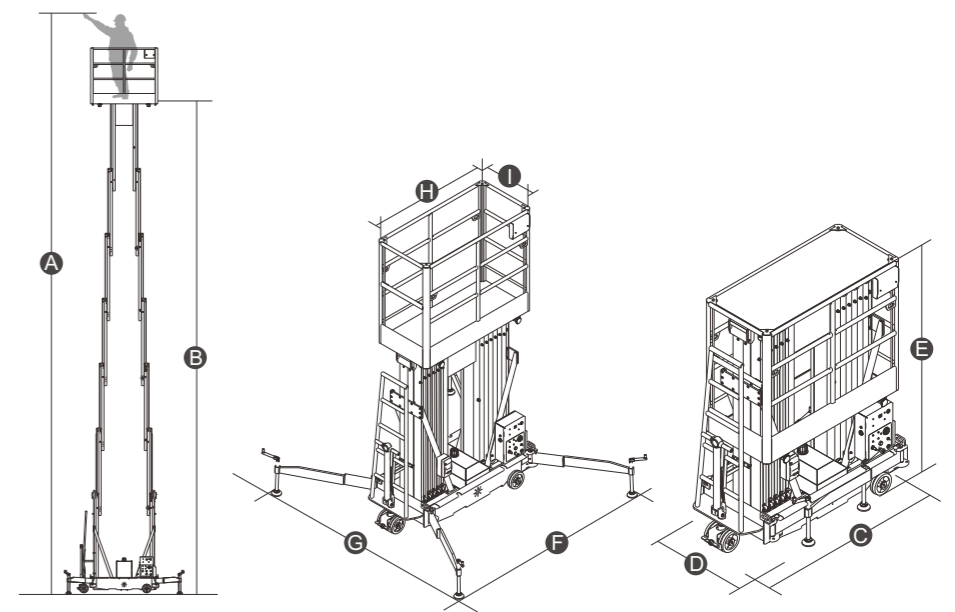
## Mobile Vertical Lifts

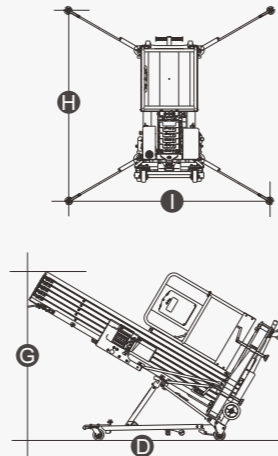
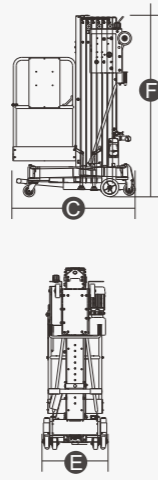
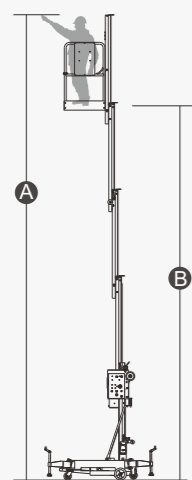
### PARAMETER

Model	GTWY9.5-2100	GTWY11-2100	GTWY12.5-2100	GTWY14-2100
S.W.L	300kg	300kg	250kg	200kg
Max. Occupants	2	2	2	2
Max. Working Height <b>A</b>	9.50m	11.00m	12.50m	14.00m
Max. Platform Height <b>B</b>	7.50m	9.00m	10.50m	12.00m
Overall Length(Stowed) <b>C</b>	1.56m	1.70m	1.70m	1.70m
Overall Width(Stowed) <b>D</b>	0.81m	0.81m	0.81m	0.81m
Overall Height(Stowed) <b>E</b>	1.99m	1.99m	1.99m	2.37m
Outrigger Footprint <b>F / G</b>	1.76/1.66m	2.31/2.39m	2.31/2.39m	2.31/2.39m
Platform Size Length <b>H</b> × Width <b>I</b>	1.27×0.65m	1.39×0.65m	1.39×0.65m	1.39×0.65m
Ground Clearance	0.055m	0.055m	0.055m	0.055m
Lifting Motor - AC	220VAC/1.5kW	220VAC/1.5kW	220VAC/1.5kW	220VAC/1.5kW
Lifting Motor - DC	12VDC/2.5kW	12VDC/2.5kW	12VDC/2.5kW	12VDC/2.5kW
Up/Down Speed	55/38sec	62/40sec	62/42sec	75/45sec
Batteries	2×12V/85Ah	2×12V/85Ah	2×12V/85Ah	2×12V/85Ah
Integrated Charger	12V/15A	12V/15A	12V/15A	12V/15A
Tyres(Back Wheels)	7in	7in	7in	7in
Tyres(Front Wheels)	7in	7in	7in	7in
Weight - AC	630kg	780kg	820kg	1020kg
Weight - DC	690kg	840kg	880kg	1080kg

### Standard Equipment

- Cylinder Holding Valve
- Emergency Stop Button
- Two Controllers Operation
- Emergency Lowering System
- Leveling Sensor
- Forklift Pockets
- All Motion Alarm
- Deadman Switch
- Transport Tie Hole
- Battery Charge Indicator
- Electric Limit Switch
- Swing Outriggers With Interlock
- Onboard Diagnostic System
- Flashing Beacon





(Only For GTWY12.5/14-1300)

## Mobile Vertical Lifts

### PARAMETER

Model	GTWY9.5-1300	GTWY11-1300	GTWY12.5-1300	GTWY14-1300
S.W.L	150kg	150kg	150kg	136kg
Max. Occupants	1	1	1	1
Max. Working Height <b>A</b>	9.50m	11.00m	12.50m	14.00m
Max. Platform Height <b>B</b>	7.50m	9.00m	10.50m	12.00m
Overall Length(Stowed) <b>C</b>	1.30m	1.34m	1.53m	1.53m
Overall Length(Tilted Back) <b>D</b>	/	/	2.63m	3.04m
Overall Width <b>E</b>	0.75m	0.75m	0.75m	0.75m
Overall Height(Stowed) <b>F</b>	1.99m	1.99m	2.35m	2.77m
Overall Height(Tilted Back) <b>G</b>	/	/	1.70m	1.95m
Outrigger Footprint <b>H / I</b>	1.70/1.86m	1.70/1.86m	2.08/2.15m	2.08/2.15m
Platform Size(Length/Width)	0.70×0.60m	0.70×0.60m	0.70×0.60m	0.70×0.60m
Ground Clearance	0.055m	0.055m	0.055m	0.055m
Lifting Motor - AC	220VAC/1.5kW	220VAC/1.5kW	220VAC/1.5kW	220VAC/1.5kW
Lifting Motor - DC	12VDC/1.5kW	12VDC/1.5kW	12VDC/1.5kW	12VDC/1.5kW
Up/Down Speed	28/18sec	34/22sec	40/26sec	45/29sec
Batteries	12V/85Ah	12V/85Ah	12V/85Ah	12V/85Ah
Integrated Charger	12V/15A	12V/15A	12V/15A	12V/15A
Tyres(Front Wheels)	8in	8in	8in	8in
Tyres(Back Wheels)	5in	5in	5in	5in
Weight - AC	430kg	450kg	530kg	570kg
Weight - DC	453kg	470kg	560kg	600kg

### Standard Equipment

- Tilt Back Frame(Only For GTWY12.5/14-1300)
- Swing Outriggers With Interlock
- Emergency Stop Button
- Emergency Lowering System
- Easy Loading In Pickup Trucks
- Two Controllers Operation
- Leveling Sensor
- Forklift Pockets
- Transport Tie Hole
- Deadman Switch
- All Motion Alarm
- Cylinder Holding Valve
- Flashing Beacon
- Onboard Diagnostic System

### Options

- AC Power to Platform






## Order Picker Lifts

### PARAMETER

Model	OPT0507
S.W.L Of Platform(For Person)	135kg
S.W.L Of Pallet(For Goods-Up)	90kg
S.W.L Of Pallet(For Goods-Down)	115kg
Max. Occupants	1
Max. Working Height <b>D</b>	4.99m
Max. Platform Height	2.99m
Overall Length <b>A</b>	1.59m
Overall Width <b>B</b>	0.75m
Overall Height <b>C</b>	1.59m
Ground Clearance	0.04m
Wheelbase	1.11m
Turning Radius(Inside/Outside)	0m/1.3m
Driving Motor	2×24V/0.68kW
Lifting Motor	24V/1.2kW
Forward Speed(Stowed)	4.8km/h
Back Speed(Stowed)	3.2km/h
Travel Speed(Raised)	1.3km/h
Up/Down Speed	18s/18s
Battery	2×12V/115Ah
Charger	24V/15A
Gradeability	15%
Max. Working Slope	0°
Wheels(Front/Back)	Φ 254×63.5mm/305×63.5mm
Overall Weight	640kg

### Standard Equipment

- Proportional Controls
- Drivable At Full Height
- Non Marking Tyre
- Automatic Brake System
- Emergency Stop Button
- Onboard Diagnostic System
- All Motion Alarm
- Horn
- Hour Meter
- Charger Protection
- Flashing Beacon
- Gravity induction protection (double foot pedal induction)
- No oil leakage system
- Interlocking door
- Station sensor
- Hand sensor





## Self-propelled Aerial Stock Picker

### PARAMETER

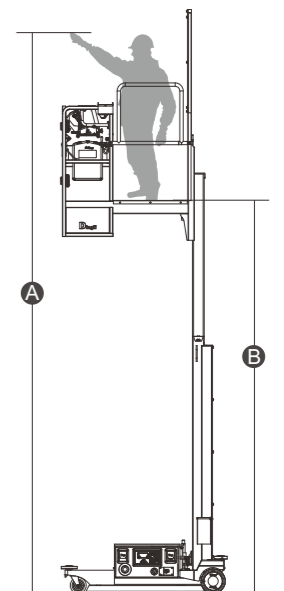
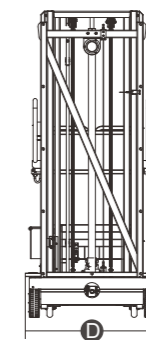
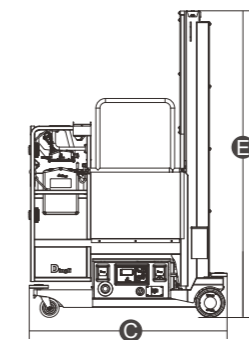

Model	ZDYT 3-3.0S	ZDYT 3-3.7S	ZDYT 3-4.5S
S.W.L	300kg	300kg	300kg
Max. Occupants	1	1	1
Max. Working Height <b>A</b>	5.00m	5.70m	6.50m
Max. Platform Height <b>B</b>	3.00m	3.70m	4.50m
Overall Length <b>C</b>	1.56m	1.56m	1.59m
Overall Width <b>D</b>	1.06m	1.06m	1.06m
Overall Height <b>E</b>	2.07m	2.42m	2.28m
Platform Size(Length×Width)	0.71m×0.80m	0.71m×0.80m	0.71m×0.80m
Ground Clearance	0.08m	0.08m	0.08m
Wheelbase	1.27m	1.27m	1.30m
Turning Radius	0	0	0
Drive Motor	2×24VDC/0.4kW	2×24VDC/0.4kW	2×24VDC/0.4kW
Lifting Motor	24V/2.2kW	24V/2.2kW	24V/2.2kW
Travel Speed(Stowed)	4.0km/h	4.0km/h	4.0km/h
Travel Speed(Raised)	0.8km/h	0.8km/h	0.8km/h
Up/Down Speed	18/17sec	22/19sec	20/17sec
Batteries	2×12V/105Ah	2×12V/105Ah	2×12V/105Ah
Integrated Charger	24V/30A	24V/30A	24V/30A
Gradeability	25%	25%	25%
Max. Working Slope	1.5°/2°	1.5°/2°	1.5°/2°
Tyres(Drive Motors)	Φ 230×80mm	Φ 230×80mm	Φ 230×80mm
Tyres(Front Wheels)	6in	6in	6in
Weight	690kg	720kg	840kg

### Standard Equipment

- Proportional Controls
- Self-lock Gate On Platform
- Drivable At Full Height
- Non Marking Tyre
- 2WD
- Automatic Brake System
- Emergency Lowering System
- Emergency Stop Button
- Cylinder Holding Valve
- Onboard Diagnostic System
- Tilt Sensor With Alarm
- All Motion Alarm
- Horn
- Hour Meter
- Automatic Pothole Protection
- Charger Protection
- Flashing Beacon
- Overload Sensor With Alarm

### Options

- Platform Work Light
- Chassis Protect Cover





## Mobile Aerial Stock Picker

### PARAMETER

Model	DYT 2-2.7S	DYT 2-3.7SW	DYT 2-4.5S
S.W.L	300kg	300kg	300kg
Max. Occupants	1	1	1
Max. Working Height <b>A</b>	4.70m	5.70m	6.50m
Max. Platform Height <b>B</b>	2.70m	3.70m	4.50m
Overall Length <b>C</b>	1.38 m	1.38m	1.42m
Overall Width <b>D</b>	1.06 m	1.06m	1.08m
Overall Height <b>E</b>	1.89 m	2.39m	2.28m
Platform Size(Length×Width)	0.64m×0.80m	0.64m×0.80m	0.64m×0.80m
Ground Clearance	0.08m	0.08m	0.08m
Wheelbase	0.92m	0.92m	0.95m
Lifting Motor	12VDC/1.6kW	12VDC/1.6kW	12VDC/1.6kW
Up/Down Speed	22/12sec	33/18sec	30/17sec
Max. Working Slope	1°	1°	1°
Batteries	2×12V/85Ah	2×12V/85Ah	2×12V/85Ah
Integrated Charger	12V/30A	12V/30A	12V/30A
Tyres(Front Wheels)	6in	6in	6in
Tyres(Back Wheels)	Φ152×55mm	Φ152×55mm	Φ152×55mm
Weight	460kg	490kg	605kg

### Standard Equipment

- Emergency Lowering System
- Battery Charge Indicator
- Two Brakes And Two Brake Pads
- Voltage Indicator
- Safety Bracket
- Drawal Type Battery Box
- Emergency Stop Button
- All Motion Alarm
- Flashing Beacon
- Flat Platform
- Cylinder Holding Valve
- Tilt Sensor With Alarm
- Onboard Diagnostic System
- Overload Sensor With Alarm

